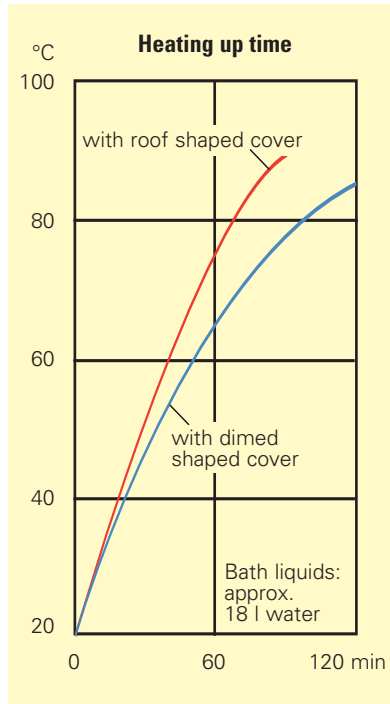


The SWB25 features a high safety level for constant operation in addition to very accurate temperature control (PID control). Shaking frequency and temperature are adjusted via a keypad and digital display. The heater and control sensor are located underneath the bath, thus guaranteeing easy cleaning.

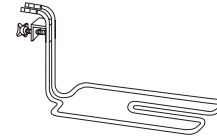
The fluid level can vary from 50 mm to 180 mm to accommodate sample vessels of differing heights. A second shaking carriage (optional) can be inter-changed quickly and easily.

The transparent plastic gable-shaped bath cover (optional) prevents water spillage caused by turbulence. It is recommended for temperatures above 70°C.



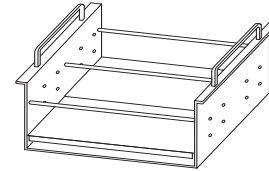
SWB25 with swivelling gabled cover

**Comes with**  
One **Shaking carriage plate** without clamps  
**Optional accessories**      **Order-No.**  
Tap water **cooling coil**      **000-8581**

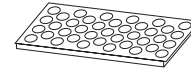


Swivelling roof-shaped **cover** (transp.)      **333-0642**

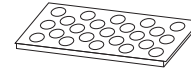
**Basic rack** without inserts for each 2 of the following inserts      **333-0259**



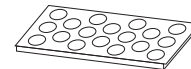
**Inserts** for tubes into basic rack for 86 of 10 mm Ø      **333-0130**



for 46 of 16 mm Ø      **333-0131**



for 23 of 25 mm Ø      **333-0132**

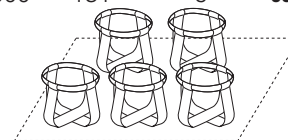


without holes      **333-0151**



**Clamps** to fix beakers or flasks onto the shaking carriage plate or the basic rack.

flask cont. (ml)	glas Ø (mm)	no. per carriage plate	Order-No.
25	42	40	<b>000-8732</b>
50	51	32	<b>000-1980</b>
100	64	18	<b>000-1982</b>
250	85	12	<b>000-1990</b>
500	105	8	<b>000-1994</b>
1000	131	5	<b>000-1995</b>



**Spare shaking carriage plate** **000-8384**



SWB25 with test tube rack

Technical specification acc. to DIN 12876		SWB25
Working temperature range with tap water cooling	°C	22..90
	°C	20..90
Temperature accuracy	+/-K	0.2
Heater capacity 230V / 115V	kW	1.5/1.5
Type of control		PID
Overtemperature protection		adjustable
Bath opening: WxLxD	cm	50x30x20
Bath volume	L	8..26
Shaking amplitude	mm	15
Shaking frequency (cont. adj.)	min <sup>-1</sup>	20..200
Overall dimensions: WxLxH	cm	65x34x26
Net weight	kg	18
Total wattage 230V / 115V	VA	1600/1600
Order-No. for 230V / 50..60Hz		375-0001
for 115V / 60Hz		375-0002