

Pacific Hemostasis®

Imidazole Buffered Saline (IBS) • Diluting Fluid (Barbital Buffered Saline)

I. Intended Use

Pacific Hemostasis Imidazole Buffered Saline (IBS) and Diluting Fluid (Barbital Buffered Saline) are intended for use as diluents in the quantitative determination of coagulation factor activity in plasma.

II. Reagent

For *in vitro* diagnostic use.

Imidazole Buffered Saline: Imidazole Buffer in Saline, pH 7.4 ± 0.2, with Sodium Azide as a preservative.

Diluting Fluid: Barbital Buffer in Saline with Sodium Azide as a preservative.

Store unopened vials at 2 to 8°C. To avoid contamination, do not pipette from the original container. Do not return unused reagent to original container. Erratic values or product color variations could indicate product deterioration. However, poor performance could also be due to other factors within the test system.

Warning: IBS and Diluting Fluid contain Sodium Azide. Sodium Azide under acidic conditions yields hydrazoic acid, an extremely toxic compound. Dilute with running water before discarding, and then flush with large volumes of water. These precautions are recommended to avoid deposits in metal piping in which explosive conditions may develop.

III. Specimen Collection

3.2% (0.105M) Trisodium Citrate Anticoagulant is recommended for coagulation assays. Avoid hemolysis and contamination by tissue fluids. Samples that have less than 90% of the expected fill volume should be rejected. Centrifuge blood for 15 minutes at 2500 x g. Test within 2 hours if samples are held at 22-24°C. For more details on specimen collection and storage, see NCCLS Document H21-A2.¹

IV. Procedure

Materials Provided: (Kit contains one of the following)

Pacific Hemostasis IBS or Diluting Fluid

Materials Required, But Not Provided:

Test reagent
Plastic test tubes
Normal and Abnormal Controls

Pacific Hemostasis Universal Coagulation Reference Plasma (UCRP)
Pipets

See Directional Insert accompanying Pacific Hemostasis Fibrinogen Assay Set, Fibrinogen Reference Plasma, Bovine Thrombin (200 or 500), or Factor Deficient Plasmas for instructions on using these products in specific assay.

V. Limitations

All reagents are subject to the limitations of the test system. Variables such as temperature, reagent stability, instrument performance, and individual technique can influence final results. Always follow instrument and reagent manufacturers' guidelines.

VI. References

1. National Committee for Clinical Laboratory Standards. *Collection, transport, and processing of blood specimens for coagulation testing and performance of coagulation assays*. 2nd edition. Approved guidelines. NCCLS Document H21-A2. Villanova, PA, 1991.

ORDERING INFORMATION








Cat. No.	Description	Contents
100644	Diluting Fluid	2 x 100 mL
100647	Imidazole Buffered Saline	2 x 135 mL


FISHER DIAGNOSTICS® LIMITED WARRANTY

Fisher Diagnostics (FD) warrants to the purchaser only that FD products will perform as described on their labeling and product literature. Purchaser must determine the suitability of FD products for their specific applications. FD's sole obligation will be, at its option, to either replace a non-conforming or defective product, or return the purchase price. FD DISCLAIMS ALL OTHER WARRANTIES, EXPRESSED OR IMPLIED, INCLUDING THE WARRANTIES OF MERCHANTABILITY AND FITNESS FOR ANY PARTICULAR PURPOSE. Neither FD nor its affiliates shall, in any event, be liable for incidental or consequential loss or damage.

All other trademarks are the property of Thermo Fisher Scientific Inc. and its subsidiaries.

Symbols Key

	Manufacturer
	In Vitro Diagnostic Medical Device
	Lot Number
	Use By
	Temperature Limitation
	Catalogue Number
	Consult Instructions for Use

 Fisher Diagnostics
a division of Fisher Scientific Company, LLC
a part of Thermo Fisher Scientific Inc.
Middletown, VA 22645-1905 USA
Phone: (800) 528-0494
(540) 869-3200
Fax: (540) 869-8132

840595 (R1)

Thermo
SCIENTIFIC